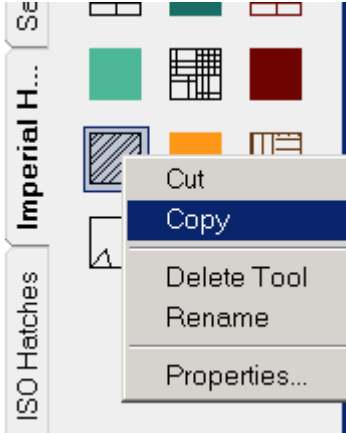
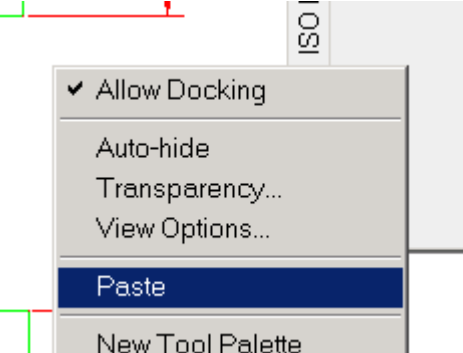


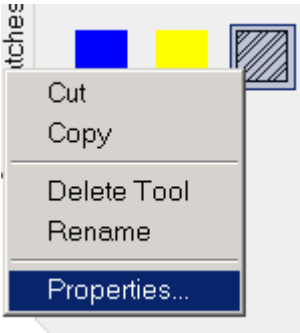
This is an excerpt from my AutoCAD 2004: Mechanical Drafting for Beginners textbook.
This book is available from my publisher, Schroff Dev. Corp.
www.sdccad.com

Creating a Hatch Tool

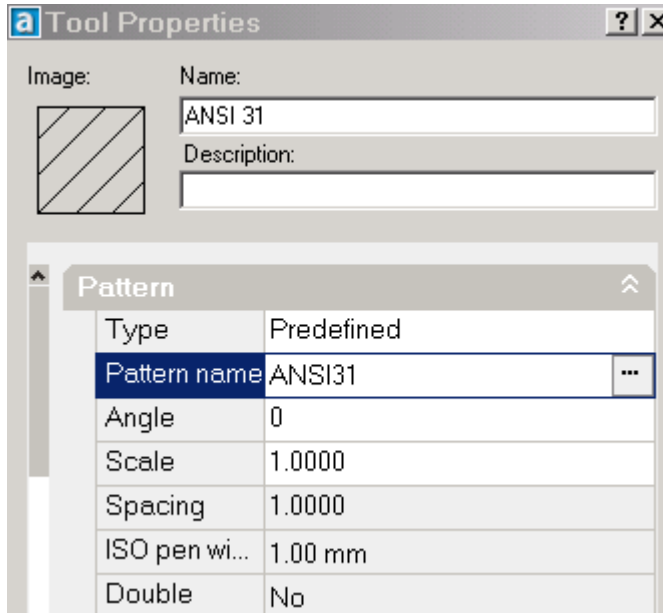
10.  **Launch the Tool Palette.**

11.  **Select the Imperial Hatch tab.**
Select the Steel hatch tool.
Right click and select Copy.

12.  **Right click on the Imperial Hatch tab.**
Select Paste.

13.  **Select the Copied tool.**
Right click and select Properties.

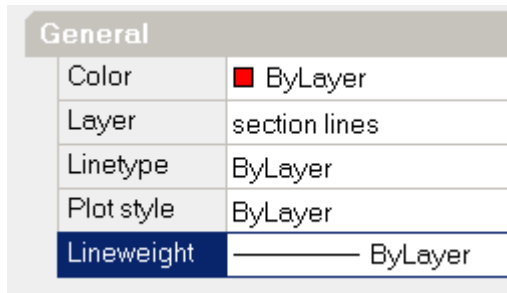
14.



In the Name field, enter ANSI 31.

Set the Pattern name to ANSI31.

15.



**Expand the General section.
Set the Layer to section lines.
Set the other fields to ByLayer.
Press OK.**