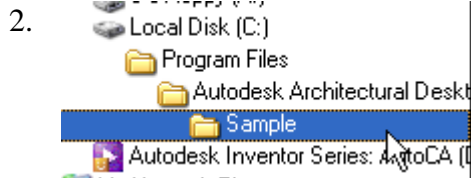


## Using Viz Render with ADT2005

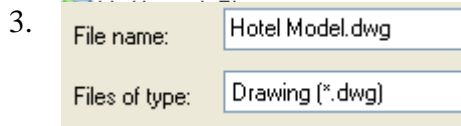
By Elise Moss

[www.mossdesigns.com](http://www.mossdesigns.com)

1. Launch ADT.



Browse to the Sample folder under ADT2005.



Locate the **Hotel Model.dwg** file and Open.

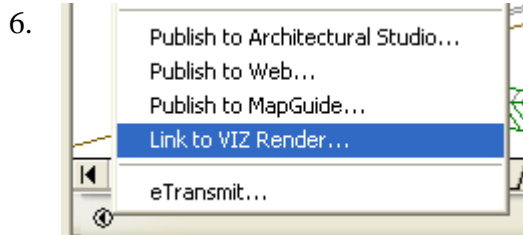
*This file is quite large so may take some time to load depending on your memory and CPU.*

4.  Activate the Model tab.



In the lower left corner of your screen, below your layout tabs, there is a small icon.

Left click on the icon to bring up a menu.



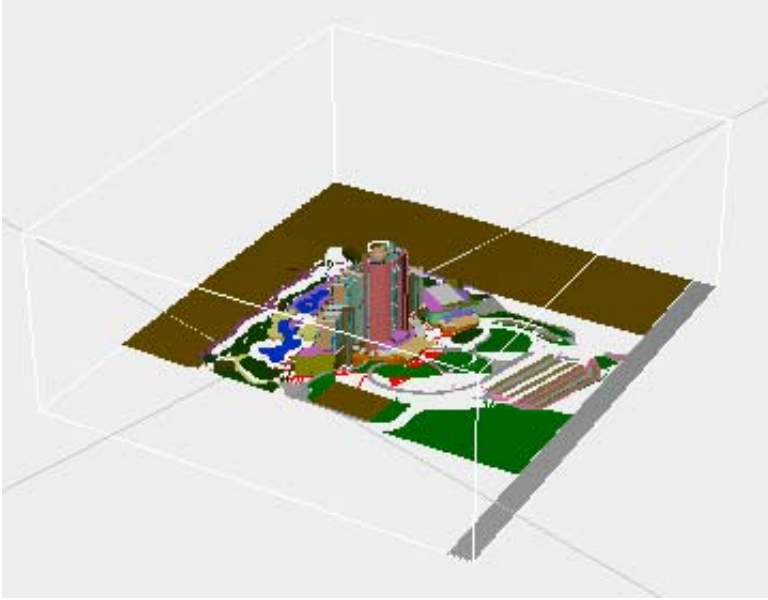
Select the **Link to Viz Render** option.

This will launch Viz Render.

7. Viz Render will automatically load the model.  
Because the file is so large, it may take a few minutes.



8. If you look on the bottom of the screen, you will see a scroll bar advising you of the progress of the file load. Depending on your system, it may take several minutes for the model to load. Be patient!



Your model will eventually appear.

You now can use all of the various tools available in VizRender.